

INSTRUCTIONS

Run Projections with New Data:

- 1. Clear RawData Tab (click button):

CLEAR DATA

- 2. Paste new data in RawData Tab (must be identical columns to cleared data)

- 3. Run Projections (click button):

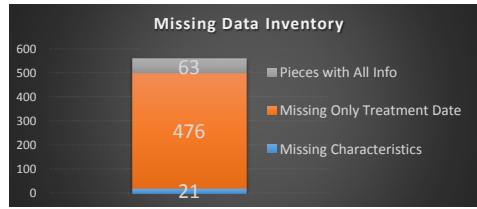
RUN PROJECTIONS

Adjustable Assumptions:

- 1. Go to Assumptions tab to adjust.
2. Projections will automatically update.

Art Capital Costs: Long Term Projections

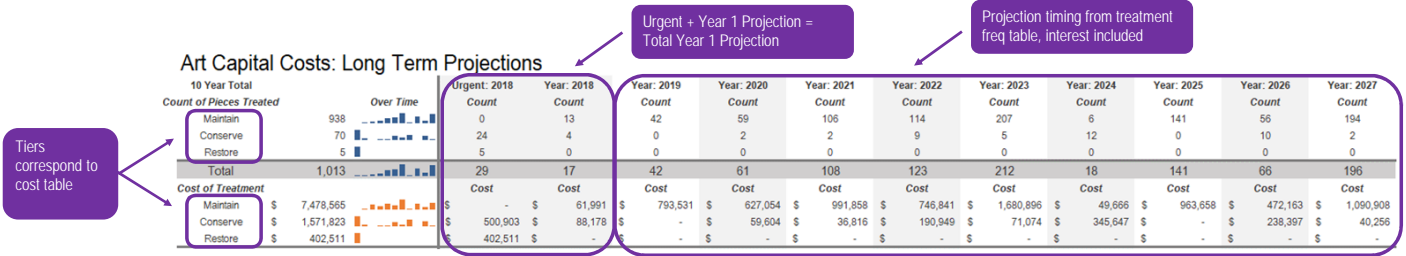
Summary table with columns for Year (2018-2027), Count, and Cost. Includes sub-sections for 'Count of Pieces Treated' and 'Additional Costs'.



Prioritization of Individual Pieces

Main data table with columns: Display Title, Microclimate, Material Sensitivity, Condition, SCALE, Stability/Tier, Table/Lookup, Multiplier, AdjEstimate, Urgent, Last Treatment Date, Treatment Frequency, Next Treatment Year, 10 Year Treatment Count, 10 Year Total Cost, Missing Characteristics, Missing Only Treatment Date.

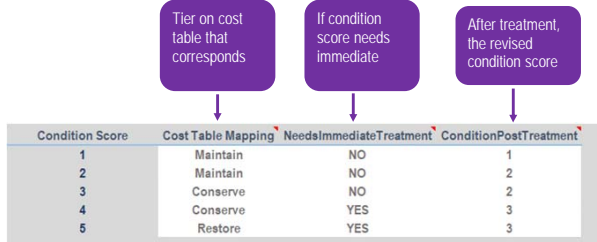
# Explanation of Design: Cost Projection Tool



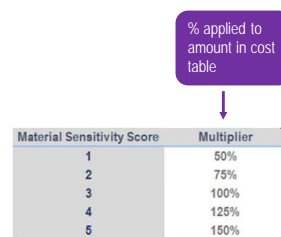
## Missing Data Inventory



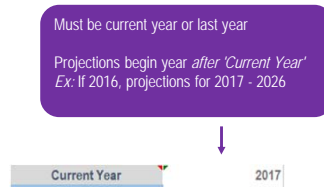
## Condition Score Assumptions (Adjustable)



## Material Sensitivity Multiplier (Adjustable)



## Current Year (Adjustable)



## Prioritization of Individual Pieces

